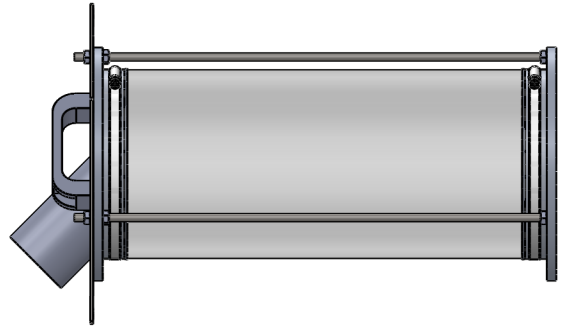
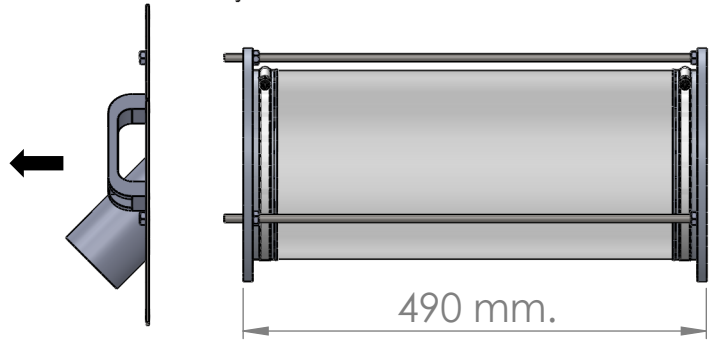


INSTRUCTIONS FOR REPLACING THE NYLON SCREEN

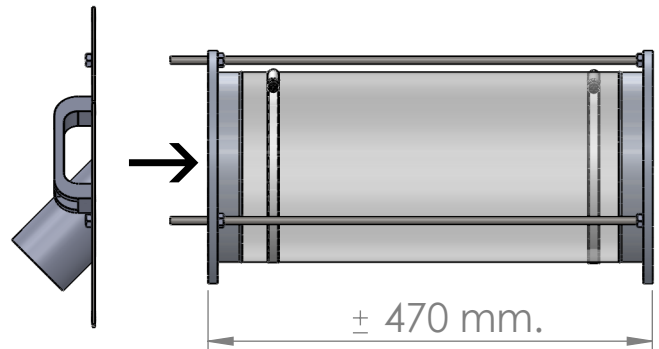
Initial and final situation



Remove the door

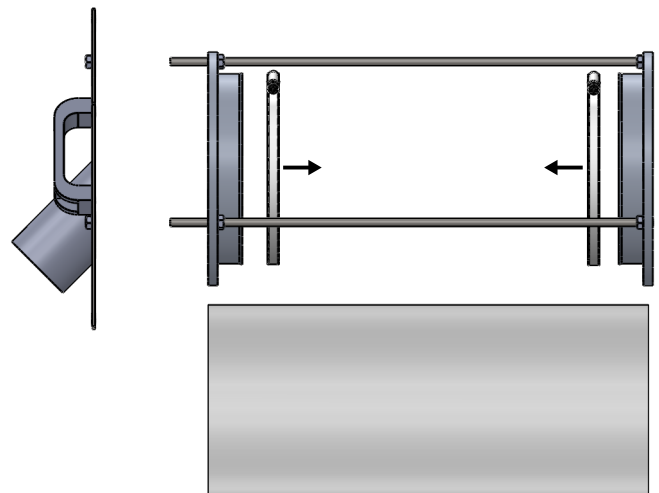


Loosen the nylon screen and make the length of the sifting drum: ± 470 mm.



Remove the two bands and remove the old nylon screen from the aluminum flanges.

Put the new nylon screen on the aluminum flanges and close the two bands



Stretch the nylon screen to the final length of the sifting drum: 490 mm. by turning the nuts

KORALEK ALMOG

SIFTING MACHINES & PRODUCTION SYSTEMS LTD.



Tel : +972-3-9365265 Fax: +972-3-9364669
koralek@bezeqint.net

TITLE:

COMPLETE SIFTING DRUM

DWG NO.

kc25-030



REVISION

A

	NAME	DATE
DRAWN/ DESIGNED	SAGI	04/06/2015
CHECKED	ASHER	04/06/2015

DIMENSIONS ARE IN mm

SCALE: 1:8

SHEET 1 OF 1

A4